



Openings in Steel

Amarr® Residential Garage Doors





Openings in Steel. Express your style in steel. Amarr garage doors make it happen.

Exceptional performance, low maintenance and durability, available in eight steel collections.

From classic carriage house designs to contemporary flush panels,
get a striking look that stands the test of time.

- 2 WEATHERED GRAY WOODGRAIN **NEW**
- 4 AMARR CLASSICA® FULL VIEW **NEW**
- 6 AMARR CLASSICA
- 8 AMARR CLASSICA & DECORATIVE HARDWARE OPTIONS
- 10 AMARR CARRIAGE COURT
- 12 AMARR CARRIAGE COURT OPTIONS
- 14 AMARR DESIGNER'S CHOICE
- 16 AMARR HILLCREST
- 18 AMARR HERITAGE®
- 20 AMARR OLYMPUS
- 22 AMARR LINCOLN
- 24 WINDOW & COLOR OPTIONS
- 25 SPECIFICATIONS

AMARR CONSTRUCTION

Amarr steel garage doors are built with low-maintenance, heavy-duty steel. Choose from single, double, triple or four-layer construction for your desired level of energy efficiency and noise control. Experience the strength, security, and peace of mind you get with steel.



Amarr Oak Summit Recessed design with Thames DecraTrim in Sandtone



Amarr Classica Tuscan design with Rhine windows in True White

SINGLE-LAYER: Steel

Amarr Classica, Heritage, Hillcrest, & Lincoln

- Heavy-duty exterior steel
- Durable, reliable, low maintenance



DOUBLE-LAYER: Steel + Insulation

Amarr Classica, Heritage, Hillcrest, & Lincoln


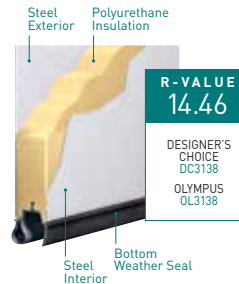
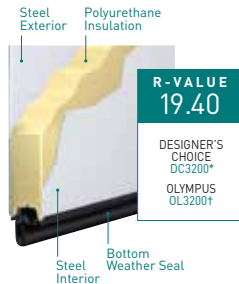
- Heavy-duty exterior steel
- Durable, reliable, low maintenance
- Environmentally safe polystyrene thermal insulation with vinyl backing
- Energy efficient
- Quiet operation



TRIPLE-LAYER: Steel + Insulation + Steel

Amarr Classica, Designer's Choice, Heritage, Hillcrest, Lincoln, & Olympus

- Heavy-duty exterior and interior steel
- Durable, reliable, low maintenance
- Environmentally safe polystyrene or polyurethane thermal insulation
- Superior energy efficiency
- Extra quiet operation

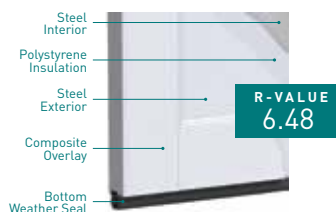


* True White Bead Board only.
 ** All panels and colors except True White Bead Board.
 † True White Short and Flush panels only.
 ‡ All panels and colors except True White Short and Flush panels.

FOUR-LAYER: Overlay + Steel + Insulation + Steel

Amarr Carriage Court

- Heavy-duty exterior and interior steel
- Durable, reliable, low maintenance
- Environmentally safe polystyrene thermal insulation
- Energy efficient
- Extra quiet operation




Amarr Carriage Court Fairfield design with Closed Square in True White/White with Alpine decorative handles




WEATHERED GRAY (WZ) **NEW**
AVAILABLE 2021 IN SELECT COLLECTIONS



Amarr Classica®



Amarr Classica Full View



Amarr Lincoln



Amarr Hillcrest

ADDITIONAL WOODGRAIN OPTIONS



GOLDEN OAK (OK)



WALNUT (NT)



MAHOGANY (MY)



Amarr Hillcrest Bead Board design with Mission DecraGlass in Weathered Gray with Blue Ridge handles and hinges



Amarr Lincoln Short Panel design with Heartland DecraGlass in Weathered Gray



Amarr Classica Lucern design with Thames windows in Weathered Gray

Full View design with Frost glass in Dark Brown



AMARR CLASSICA® FULL VIEW **NEW**

Bring natural lighting indoors. The three-section tall Amarr Classica Full View garage door allows maximum natural lighting to your interior space with the largest windows available in any Amarr steel garage door. The modern design combined with polyurethane insulation provides years of energy efficient performance. Improve your view of the world with an Amarr Classica Full View door.

Full View design with Frost glass in Charcoal Gray



Designs

Unique three-section tall door with large windows allow maximum natural lighting.

See page 25 for complete specifications.

CL3000


Triple-Layer: Steel + Insulation + Steel

Decorative Windows

Choose single-pane or insulated tempered glass options to best suit your needs.

See page 8-9 for glass and window options.

Black with Dark Tint Glass



Charcoal Gray with Frost Glass




Sandtone with Clear Glass



Dark Brown with Frost Glass



Walnut with Obscure Glass



COLORS

Actual paint colors may vary from samples shown.



TRUE WHITE (TW)



ALMOND (AL)



WICKER TAN (WK)



SANDTONE (ST)



TERRATONE (TT)



CHARCOAL GRAY (EF)



DARK BROWN (DN)



BLACK (BL)*



WEATHERED GRAY (WZ)*
Available 2021



GOLDEN OAK (OK)*



WALNUT (NT)*



MAHOGANY (MY)*



See page 24 for more information.*

* Price upcharge applies.

Northampton design with Madeira windows in Walnut with Canterbury handles and hinges



AMARR CLASSICA®



Looks can be deceiving. From a distance, you see wood. Up close, it's sturdy, durable, low-maintenance steel. The Amarr Classica collection of carriage house doors. Precision-shaped doors in fresh, clean, classic carriage house styles that go up and down like traditional garage doors. Three-section tall designs, instead of four, help deliver a more authentic carriage house look. Deception never looked so good.

Santiago design with Madeira windows in True White/Gray with Blue Ridge handles and hinges



Designs

Unique three-section tall carriage house style doors available in seven stamped-steel panel designs.

See page 25 for complete specifications.

CL1000

Single-Layer: Steel

CL2000

Double-Layer: Steel + Insulation

CL3000

Triple-Layer: Steel + Insulation + Steel

R-VALUE
13.35*

* For Amarr Classica CL3000 only.

Decorative Windows & Hardware

Optional decorative windows & hardware, reminiscent of authentic hardware found on original carriage houses, adds character to your door.

See pp. 8–9 for glass, window, and hardware options.

Lucern with Thames Windows [L10]



Santiago with Seine Windows [S8]



Bordeaux with Closed Square [B2]



Tuscany with Closed Arch [T1]




Cortona with Americana Windows [C57] **NEW**



DESIGNS

Lucern [L]




Tuscany [T]



Santiago [S]



Valencia [V]




Northampton [N]



Bordeaux [B]



Cortona [C]



COLORS

Actual paint colors may vary from samples shown.



TRUE WHITE [TW]



ALMOND [AL]



WICKER TAN [WK]



SANDTONE [ST]



TERRATONE [TT]



CHARCOAL GRAY [EF]†



DARK BROWN [DN]



BLACK [BL]‡



WEATHERED GRAY [WZ]**
Available 2021



GOLDEN OAK [OK]**



WALNUT [NT]**



MAHOGANY [MY]**



See page 24 for more information.**

† Odd heights only available in CL3000.

‡ Price upcharge applies; odd heights only available in CL3000.

** Price upcharge applies.

AMARR CLASSICA® & DECORATIVE HARDWARE OPTIONS

TWO-TONE PAINT OPTIONS*

PANEL	BASE DOOR							
	TRUE WHITE	ALMOND	WICKER TAN	SANDTONE	TERRATONE	CHARCOAL GRAY	DARK BROWN	BLACK
TRUE WHITE								
ALMOND								
WICKER TAN								
SANDTONE								
TERRATONE								
CHARCOAL GRAY								
DARK BROWN								
BLACK								
HUNTER GREEN								
GRAY								

*Price upcharge applies.

Cortona design in Sandtone/Terratone



TOP SECTIONS

CLOSED ARCH • Available for TUSCANY (T1), SANTIAGO (S1), LUCERN (L1), VALENCIA (V1), CORTONA (C1)



CLOSED SQUARE • Available for TUSCANY (T2), SANTIAGO (S2), LUCERN (L2), VALENCIA (V2)



CLOSED DOUBLE ARCH • Available for TUSCANY (T1D), SANTIAGO (S1D), LUCERN (L1D), VALENCIA (V1D), CORTONA (C1D)



CLOSED ARCH • NORTHAMPTON (N1)



CLOSED SQUARE • NORTHAMPTON (N2)



CLOSED ARCH • BORDEAUX (B1)



CLOSED SQUARE • BORDEAUX (B2)



CLOSED SQUARE • CORTONA (C2)



AMERICANA (57)*



JARDIN (75)*



TRELLIS (76)*



*Tempered obscure glass with baked-on ceramic design. Design visibility varies due to lighting.

Visit amarr.com and access the Amarr Door Designer to view specific designs in various architectural styles.

Tuscany design in True White/Almond



Santiago design in Dark Brown/Terratone



NO INSERT



DANUBE (4)†



MADEIRA (5)†



NILE (6)†



RHINE (7)†



SEINE (8)†



THAMES (10)†



†Window inserts shown on Clear glass. Design also available with Obscure, Frost or Dark Tint glass.

GLASS OPTIONS

Insulated glass* available in Clear, Frost and Dark Tint.

CLEAR (C)



OBSCURE (O)*



FROST (WF)†



DARK TINT (WD)†



*Price upcharge applies.

DECORATIVE HARDWARE & LOCK

ALUMINUM

Available for Amarr Carriage Court, Classica, Designer's Choice, Heritage¹ and Hillcrest collections.

9" HANDLES



18" STRAP HINGES WITH CLAVOS*



11" L-HINGE WITH CLAVOS*



VERSAILLES

10-1/2" HANDLES†



17" STRAP HINGES WITH CLAVOS*



3-1/2" RING HANDLES



CANTERBURY

*Hinges with Clavos not recommended for arched openings. †Not for use with high lift installations.

STAMPED STEEL

Available for Amarr Carriage Court, Classica, Designer's Choice, Heritage¹ and Hillcrest collections.

11" HANDLES



16" STRAP HINGES



11" HANDLES



BLUE RIDGE

AMARR LOCK
Available for Lincoln, Olympus,
Heritage, and Stratford collections.

ALPINE

MAGNETIC ABS VINYL

Available for Amarr Carriage Court[†], Classica, Designer's Choice, Heritage¹ and Hillcrest collections.

12" HANDLES



16" STRAP HINGES



11" HANDLES



18" STRAP HINGES



CASTLE ROCK

MAPLE CREEK

4" RING HANDLES
(with removable backer plate)



18" STRAP HINGES



1-3/4" CLAVOS



10" tall

5" tall

NOTTINGHAM

CLAVOS

†2-sided adhesive disks must be purchased separately.

¹ Carriage house designs only.



AMARR CARRIAGE COURT

Distinctly defined. Amarr Carriage Court garage doors increase a home's curb appeal and the highly defined carriage house designs are easily visible from the end of the driveway. Built with durable composite overlay trim and insulated steel-backed sections, these garage doors provide energy efficiency, noise reduction and innovative design to your home.



Designs

A wide variety of unique carriage house designs available in four color options.

See page 25 for complete specifications.

CC4000

Four-Layer:
Overlay + Steel + Insulation + Steel

R-VALUE
6.48

Decorative Windows & Hardware

Choose from a variety of optional decorative windows & hardware to match your home's design.

See page 12 for window options.

See page 9 for hardware options.


Rosemont with Closed Square (RM104)



Darby with Closed Square (DB104)



Bradberry with 3 Lite Arch (BB110)



Charlton with Closed Arch (CT105)

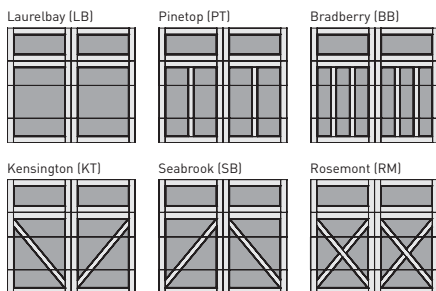


Laurelbay with Clear Square (LB115)

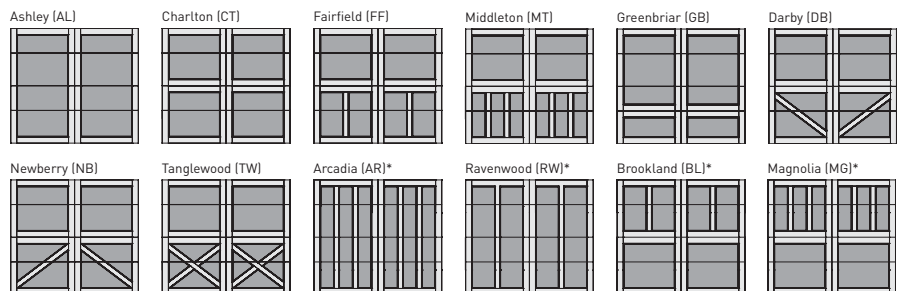


DESIGNS

AVAILABLE WITH WINDOWS



NOT AVAILABLE WITH WINDOWS



* Closed Square only.

AMARR CARRIAGE COURT OPTIONS

TOP SECTIONS

Available with Clear, Obscure or Insulated glass.

Available for BRADBERRY, KENSINGTON, LAURELBAY, PINETOP, ROSEMONT and SEABROOK with CLEAR, OBSCURE* or INSULATED* glass.

*Price upcharge applies.

CLOSED SQUARE (104)



CLOSED ARCH (105)



CLEAR SQUARE (115)



CLEAR ARCH (114)



3 LITE SQUARE (106)



3 LITE ARCH (110)



4 LITE SQUARE (107)



4 LITE ARCH (111)



6 LITE SQUARE (112)



6 LITE ARCH (108)



8 LITE SQUARE (113)



8 LITE ARCH (109)



Available for ARCADIA†, ASHLEY, BROOKLAND†, DARBY, CHARLTON, FAIRFIELD, GREENBRIAR, MAGNOLIA†, MIDDLETON, NEWBERRY, RAVENWOOD† and TANGLEWOOD

†Closed Square only.

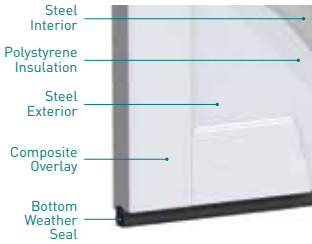
CLOSED SQUARE (104)



CLOSED ARCH (105)



CONSTRUCTION



CC4000

**Four-Layer:
Overlay + Steel + Insulation + Steel**

- 2" thick door with polystyrene insulation and steel interior
- Built with 1-3/8" steel section and 5/8" composite overlay trim

OVERLAY TRIM



- 5/8" thick composite overlay trim of reclaimed wood fiber and thermoplastic polymer
- Coped edge design
- Sustainable, green building material
- Resists rot, decay, and fungal growth
- Won't flake, blister, peel, pit or corrode

WINDOWS



- Large rectangular or arched window designs in 24" top sections
- 5/8" thick decorative window grilles with coped edges
- Available in Clear, Clear Insulated[†] or Obscure[‡] glass.


[‡]Price upcharge applies.

COLORS


Actual paint colors may vary from samples shown.




TRUE WHITE / WHITE (W1)



ALMOND / WHITE (A1)



WICKER TAN / WHITE (K1)



SANDTONE / WHITE (S1)

Door, window, and overlay can be painted using 100% acrylic exterior latex paint with a Light Reflective Value (LRV) of 8 or higher. Contact paint manufacturer for LRV ratings.

DOOR WIDTHS

Only available in widths shown; not available in odd widths

6' WIDE*



12', 14' & 15' WIDE



8', 9' & 10' WIDE



15'6", 15'8", 16' & 18' WIDE



*Available in Ashley, Chartton, Greenbriar and Laurelbay (no window options).

DOOR HEIGHTS

Available in 6'6" - 10' heights in 3" increments[†]

7' and 8' TALL



9' TALL



10' TALL



[†]Rosemont not available in 8'3", 8'9", 9'3" and 9'9";
Tanglewood not available in 6'3" and 7'3" door heights.

WARRANTY

- Lifetime limited warranty on finish
- 5-year limited warranty on materials and workmanship
- 5-year limited warranty on hardware
- 10-year limited warranty on window and overlay discoloration
- 5-year limited warranty on overlay delamination

Newberry design with Closed Square in Sandtone/White with Canterbury decorative handles



Bead Board design with Stockton DecraTrim in True White with Blue Ridge handles and hinges



AMARR DESIGNER'S CHOICE

Design and energy efficiency make the Amarr Designer's Choice doors popular models. With triple-layer construction and superior insulation R-value of 19.40*, these durable, low-maintenance doors give you the ultimate in quiet operation and energy efficiency.

Recessed design with Stockton DecraTrim in Black



Designs

The Amarr Designer's Choice model is available in four carriage house designs and eight color options.

See page 25 for complete specifications.

DC3138*

1-3/8" Triple-Layer: Steel + Insulation + Steel

R - VALUE
14.46

*DC3138 only available in 8', 9' or 16' wide doors.

DC3200

2" Triple-Layer: Steel + Insulation + Steel

R - VALUE
19.40†

†True White Bead Board only.
13.35 R-value for all other panels and colors.

Decorative Windows & Hardware

Choose from DecraTrim inserts or DecraGlass+ windows to best coordinate with your home.

See page 24 for glass and window options. For decorative hardware, see page 9.

‡Available for DC3200 only.

Bead Board with Cascade DecraTrim (BB23)



Long Bead Board with Stockton DecraTrim (LPBB20)



Raised Closed (RS)



Bead Board with Victorian DecraGlass (BB54)




Recessed with Moonlite DecraTrim (RE24)




DESIGNS


Bead Board (BB)*



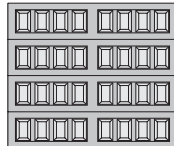
Long Bead Board (LPBB)



Recessed (RE)



Raised (RS)



*DC3138 only available in Bead Board design.

COLORS

Actual paint colors may vary from samples shown.



TRUE WHITE (TW)



ALMOND (AL)



WICKER TAN (WK)



SANDTONE (ST)



DARK BROWN (DN)



BLACK (BL)*



WALNUT (NT)*



MAHOGANY (MY)*



See page 24 for more information*

DC3138 only available in True White and Color Zone.

* Price upcharge applies.

Bead Board design with Cascade DecraTrim in True White with Blue Ridge handles



AMARR HILLCREST

Beauty that's more than skin deep. With the Amarr Hillcrest collection, you get more than a custom carriage house look with a wide range of colors, decorative hardware and window styles.

You get exceptional style and durability with conventional hardware at a competitive price.

The Amarr Hillcrest. Value is a beautiful thing.

Recessed design with Mission DecraGlass in Charcoal Gray with Blue Ridge handles and hinges




Designs

The Amarr Hillcrest collection is available in four carriage house designs with your choice of 14 color options.

See page 25 for complete specifications.

Long Bead Board with Closed Square (LPBB) **NEW**



HI1000

Single-Layer: Steel

HI2000

Double-Layer: Steel + Insulation

HI3138

1-3/8" Triple-Layer: Steel + Insulation + Steel

HI3000

2" Triple-Layer: Steel + Insulation + Steel

R-VALUE
9.05*

* For Amarr Hillcrest HI3000 only.

Decorative Windows & Hardware

Choose DecraTrim window inserts or DecraGlass windows to coordinate with your home's design along with optional decorative hardware.

See page 24 for glass and window options.

For decorative hardware, see page 9.

Raised with Waterford DecraTrim (RS25)



Recessed with Stockton DecraTrim (RE20)



Bead Board with Cascade DecraTrim (BB23)




Recessed with Frost glass (REWF)




DESIGNS


Bead Board (BB)




Long Bead Board (LPBB)



Recessed (RE)



Raised (RS)



COLORS

Actual paint colors may vary from samples shown.



TRUE WHITE (TW)



ALMOND (AL)



WICKER TAN (WK)



SANDTONE (ST)



TERRATONE (TT)



CHARCOAL GRAY (EF)



DARK BROWN (DN)



BLACK (BL)†



HUNTER GREEN (HG)†



GRAY (GY)†



WEATHERED GRAY (WZ)†



GOLDEN OAK (OK)†



WALNUT (NT)†



MAHOGANY (MY)†



See page 24 for more information.†

† Available in HI3138 only.
‡ Price upcharge applies.

Available 2021

Long Panel design with Prairie DecraGlass in Walnut



AMARR HERITAGE®



Style and beauty that stand the test of time. Choose from traditional or carriage house designs to create the steel garage door you always wanted. The Amarr Heritage collection provides a low-maintenance, 2" thick steel door with a lifetime warranty and designed to reduce the risk of serious finger and hand injuries. Great looks for years to come.

Long Bead Board design with Moonlite DecraTrim in True White with Blue Ridge handles and hinges



Designs

The Amarr Heritage collection is available in a variety of traditional and carriage house panel designs and colors.

See page 25 for complete specifications.

HR1000

Single-Layer: Steel

HR2000

Double-Layer: Steel + Insulation

HR3000

Triple-Layer: Steel + Insulation + Steel

Decorative Windows & Hardware

Choose from contemporary or craftsmen DecraGlass windows or DecraTrim window inserts to coordinate with your home.

See page 24 for glass and window options, page 9 for decorative lock and hardware options.

Flush Panel (FP)* with Short Panel Obscure windows



Long Panel with Moonlite DecraTrim (LP24)



Short Panel with Americana DecraGlass (SP57)



Recessed with Thames DecraTrim (RE30)




Bead Board with Wagon Wheel DecraTrim (BB26)



DESIGNS

CARRIAGE HOUSE


Bead Board (BB)




Long Bead Board (LPBB)



Recessed (RE)




Raised (RS)




TRADITIONAL

Short Panel (SP)




Long Panel (LP)



Flush Panel (FP)*



Ribbed Panel (RP)*



*Available in HR3000 only.

COLORS

Actual paint colors may vary from samples shown.



TRUE WHITE (TW)



ALMOND (AL)



SANDTONE (ST)



DARK BROWN (DN)



BLACK (BL)†



GOLDEN OAK (OK)†



WALNUT (NT)†



MAHOGANY (MY)†



See page 24 for more information.†

Woodgrain finishes are dual directional for all panel designs.

MOSAIC WINDOW OPTIONS

With Mosaic Window Options for traditional designs, you decide the number and location of windows to create the door design you want. Visit amarr.com/mosaic for design inspirations.



Short Panel design with Stockton DecraTrim in True White



AMARR OLYMPUS

When it comes to ultimate protection, the Amarr Olympus stands tall.

With triple-layer construction and superior insulation R-value of 19.40*, these durable, low-maintenance doors give you the ultimate in quiet operation and energy efficiency.

Long Panel design in Black with Long Panel Clear windows



Designs

The Amarr Olympus model is available in Short, Long, and Flush panel designs and your choice of eight color options. See page 25 for complete specifications.

Short Panel with Prairie DecraTrim (SP21)



OL3138*

1-3/8" Triple-Layer: Steel + Insulation + Steel

R-VALUE
14.46

*OL3138 only available in 8', 9' or 16' wide doors.

OL3200

2" Triple-Layer: Steel + Insulation + Steel

R-VALUE
19.40†

†True White Short and Flush panel designs only. 13.35 R-value for all other panels and colors.

Decorative Windows

Choose from DecraTrim inserts or DecraGlass[‡] windows to best coordinate with your home.

See page 24 for glass and window options.

‡Available for OL3200 only.

Long Panel with Moonlite DecraTrim (LP24)



Long Panel with full Long Panel windows (LP)



Short Panel with Mission DecraGlass (SP71)

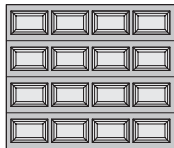


Flush Panel with Mosaic Clear windows (FP0)

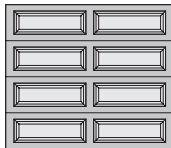


DESIGNS


Short Panel (SP)*



Long Panel (LP)



Flush Panel (FP)*



Flush Panel available in True White and Color Zone only.

*OL3138 only available in Short and Flush Panel designs.

MOSAIC WINDOW OPTIONS

With Mosaic Window Options you decide the number and location of windows to create the door design you want. Visit amarr.com/mosaic for design inspirations.



COLORS

Actual paint colors may vary from samples shown.



TRUE WHITE (TW)



ALMOND (AL)



WICKER TAN (WK)



SANDTONE (ST)



DARK BROWN (DN)



BLACK (BL)*



WALNUT (NT)*



MAHOGANY (MY)*



Amarr Color Zone

See page 24 for more information.*

OL3138 only available in True White and Color Zone.

* Price upcharge applies.

Long Panel design with Stockton DecraTrim in True White



AMARR LINCOLN

Traditional style. Exceptional value. The Amarr Lincoln collection combines unique, yet timeless traditional designs and color options with the durability & strength of steel and conventional hardware.

Along with more than 20 decorative window choices, this affordable collection delivers premium style at a competitive price. The Amarr Lincoln. A new tradition of style and value.

Flush Panel design with Frost Mosaic window option in Charcoal Gray



Designs

The Amarr Lincoln collection is a traditional door offered in Short, Long, Flush, or Ribbed panel designs and 14 color options.

See page 25 for complete specifications.

Short Panel with Chalet DecraGlass (SP56)



LI1000

Single-Layer: Steel

LI2000

Double-Layer: Steel + Insulation

LI3138

1-3/8" Triple-Layer: Steel + Insulation + Steel

LI3000

2" Triple-Layer: Steel + Insulation + Steel

R-VALUE
9.05*

* Amarr Lincoln LI3000 only.

Decorative Windows

Choose from DecraTrim window inserts or DecraGlass windows to coordinate with your home's design.

See page 24 for glass and window options.

Flush Panel (FP)




Long Panel with Cascade DecraTrim (LP23)



Ribbed Panel (RP) with Long Panel Clear windows

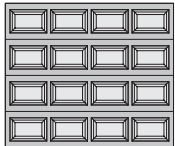


Short Panel with Chalet DecraGlass (SP56) **NEW**

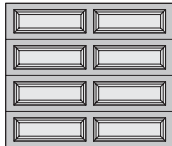


DESIGNS


Short Panel (SP)



Long Panel (LP)



Flush Panel (FP)



Ribbed Panel (RP)



Ribbed Panel available in LI3138/LI3000 only.

MOSAIC WINDOW OPTIONS

With Mosaic Window Options you decide the number and location of windows to create the door design you want. Visit amarr.com/mosaic for design inspirations.



COLORS

Actual paint colors may vary from samples shown.



TRUE WHITE (TW)*



ALMOND (AL)*



WICKER TAN (WK)



SANDTONE (ST)*



TERRATONE (TT)



CHARCOAL GRAY (EF)



DARK BROWN (DN)*



BLACK (BL)†



HUNTER GREEN (HG)†



GRAY (GY)†



WEATHERED GRAY (WZ)‡



GOLDEN OAK (OK)‡



WALNUT (NT)‡



MAHOGANY (MY)‡



See page 24 for more information.‡

* Available in LI1000/LI2000 Flush Panel with Stucco texture.

† Available in LI3138 only

‡ Price upcharge applies.

WINDOW & COLOR OPTIONS

Visit amarr.com and access the Amarr Door Designer to view door designs, window options and colors in various architectural styles or upload a picture of your own home.

GLASS OPTIONS

Insulated glass[†] available in Clear, Frost and Dark Tint.

CLEAR (C)



OBSCURE (O)[‡]



FROST (WF)[‡]



DARK TINT (WD)[‡]



[‡]Price upcharge applies.

DECRA TRIM WINDOW INSERTS

Available with all glass options.

SHORT PANEL

Available for Amarr Heritage, Lincoln, and Olympus collections.

LONG PANEL

Available for Amarr Designer's Choice, Heritage, Hillcrest, Lincoln, and Olympus collections.

NO INSERT



STOCKTON (20)



PRAIRIE (21)



CATHEDRAL (22)



CASCADE (23)



WATERFORD (25)



WAGON WHEEL (26)



SUNRAY (27)



FULL SUNRAY (28) Short Panel



FULL SUNRAY (28) Long Panel

Available for 16', 17', and 18' widths only.



FIVE PIECE SUNRAY (29) for 10' Short Panel Door

Available for 15' 6", 15' 8", 16', 17', and 18' widths only.



Available only in True White.

THAMES (30) Long Panel



ARCHED THAMES (31) Long Panel



MOONLITE (24) Long Panel



DECRA GLASS™ WINDOWS

Tempered obscure glass with baked-on ceramic designs.

SHORT PANEL

Available for Amarr Heritage, Lincoln, and Olympus collections.

LONG PANEL

Available for Amarr Designer's Choice, Heritage, Hillcrest, Lincoln, and Olympus collections.



VICTORIAN (54)




RIVIERA (55)*



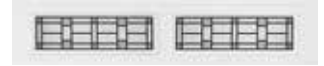

CHALET (56)



AMERICANA (57)



HEARTLAND (70)



MISSION (71)



PRAIRIE (72)*



JARDIN (75)



TRELLIS (76)



*Clear glass with printed frost pattern.

†Obscure glass with v-groove.

DecraTrim and DecraGlass design visibility varies due to lighting.

MOSAIC WINDOW OPTIONS

The choice is yours. Add visual interest to your contemporary, mid-century modern or transitional home. With Mosaic Window Options for Amarr Heritage, Lincoln, and Olympus steel garage doors short or long panel windows with Clear, Obscure, Frost or Dark Tint glass can be placed in any standard position**. Visit amarr.com/mosaic for design inspirations.



**Window design options may vary based on door width.

COLORS

See specifications on page 25 for model availability. Actual paint colors may vary from samples shown.

Amarr doors are pre-painted; homeowners can use exterior latex paint for custom colors. Visit amarr.com for painting instructions. Non-factory painting of garage door voids the paint finish warranty.



[‡]Price upcharge applies.

Amarr Color Zone⁺
Over 700 SnapDry™ paint colors – approved color list is at amarr.com/amarr_color_zone.

Check your local Sherwin-Williams store for SnapDry™ paint chips.



SPECIFICATIONS

	AMARR CLASSICA PLYWOOD CL3000	AMARR CLASSICA CL2000	AMARR CLASSICA CL3000	AMARR CARRIAGE CC4000	AMARR DESIGNER'S DCS318	AMARR DESIGNER'S DCS200	AMARR HILLCREST HI1000	AMARR HILLCREST HI2000	AMARR HILLCREST HI3000	AMARR HERITAGE HR1000	AMARR HERITAGE HR2000	AMARR HERITAGE HR3000	AMARR OLYMPUS OL3138	AMARR OLYMPUS OL3200	AMARR LINCOLN LI1000	AMARR LINCOLN LI2000	AMARR LINCOLN LI3138	AMARR LINCOLN LI3000
PANEL DESIGNS (Site Guard)	✓	✓	✓								✓	✓						
Short																		
Long																		
Flush																		
Ribbed																		
Carriage House	Full View	7 Designs	7 Designs	18 Designs	1 Design	4 Designs	4 Designs	4 Designs	4 Designs	4 Designs	4 Designs	4 Designs						
Steel	3	2	3	4	3	3	1	2	3	1	2	3	3	3	1	2	3	3
Steel + Insulation																		
Steel + Insulation + Steel																		
Overlay + Steel + Insulation + Steel																		
DOOR THICKNESS	2" (5.1cm)	2" (5.1cm)	2" (5.1cm)	2" (5.1cm)	1-3/8" (3.5cm)	2" (5.1cm)	2" (5.1cm)	2" (5.1cm)	2" (5.1cm)	2" (5.1cm)	2" (5.1cm)	2" (5.1cm)	1-3/8" (3.5cm)	2" (5.1cm)	2" (5.1cm)	2" (5.1cm)	1-3/8" (3.5cm)	2" (5.1cm)
INSULATION	Polyurethane	Polyurethane	Polyurethane	Polyurethane	Polyurethane	Polyurethane	Polyurethane	Polyurethane	Polyurethane	Polyurethane	Polyurethane	Polyurethane	Polyurethane	Polyurethane	Polyurethane	Polyurethane	Polyurethane	Polyurethane
R-VALUE¹	13.35 ²	6.64	13.35	6.48	14.46	19.40/13.35 ⁴	6.64	6.48	9.05	6.64	6.64	9.05	14.46	19.40/13.35 ⁴	6.64	6.64	6.48	9.05
STEEL THICKNESS																		
Gauge (ga)	25/27 ga	24 ga	25/27 ga	27/27 ga	27/27 ga	27/27 ga	25 ga	25 ga	27/27 ga	24 ga	24 ga	24/27 ga	27/27 ga	27/27 ga	25 ga	25 ga	27/27 ga	27/27 ga
Gauge (mm)	0.530/0.42mm	0.61mm	0.530/0.42mm	0.42/0.42mm	0.42/0.42mm	0.42/0.42mm	0.53mm	0.53mm	0.42/0.42mm	0.61mm	0.61mm	0.61/0.42mm	0.42/0.42mm	0.42/0.42mm	0.53mm	0.53mm	0.42/0.42mm	0.42/0.42mm
WOODGRAIN EXTERIOR TEXTURE																		
GALVANIZED END STILES																		
PAINTED END STILES																		
THERMAL SEAL																		
BOTTOM WEATHER SEAL																		
Steel Retainer																		
Aluminum Retainer																		
Extruded Vinyl																		
DECORATIVE WINDOW OPTIONS																		
WINDOW GLASS OPTIONS																		
3/32" (0.24cm) Single Strength																		
1/8" (0.32cm) Tempered 2X Strength																		
Insulated (Clear, Frost & Dark Tint)																		
Obscure																		
Frost																		
Dark Tint																		
DECORATIVE HARDWARE OPTIONS																		
EXTERIOR COLOR OPTIONS																		
True White (TW)																		
Almond (AL)																		
Wicker Tan (WK)																		
Sandstone (ST)																		
Terratone (TT)																		
Dark Brown (DN)																		
Hunter Green (HG)																		
Gray (GY)																		
Charcoal Gray (EF)																		
Black (BL)																		
Weathered Gray (WZ) ¹																		
Golden Oak (OK)																		
Walnut (NT)																		
Mahogany (MY)																		
WIND LOAD¹ AVAILABLE																		
PAINT FINISH WARRANTY⁶	Lifetime	Lifetime	Lifetime	Lifetime	Lifetime	Lifetime	15 Years	25 Years	3 Years	Lifetime	Lifetime	Lifetime	Lifetime	Lifetime	15 Years	25 Years	Lifetime	Lifetime
WORKMANSHIP/HARDWARE WTY⁶	Lifetime	Lifetime	Lifetime	Lifetime	Lifetime	Lifetime	1 Year	2 Years	3 Years	Lifetime	Lifetime	Lifetime	Lifetime	Lifetime	1 Year	2 Years	3 Years	3 Years

¹ Insulation on Amarr brand doors has passed self-ignition, flamespread, and smoke developed index fire testing.
² Calculated door section R-value is in accordance with DASMA 105-163.
³ True White Bead Board only. Based on independent laboratory test results.
⁴ All panels and colors except True White Bead Board.
⁵ True White Bead Board.
⁶ True White Bead Board only. Based on independent laboratory test results.
⁷ True White Bead Board only. Based on independent laboratory test results.
⁸ Short and Flush panel designs.
⁹ With White Overlay.
¹⁰ It is your responsibility to make sure your garage door meets local building codes.
¹¹ For complete warranty details, visit amarr.com or contact your local Amarr dealer.
¹² Flush Panel design has Stucco texture.
¹³ Available for Carriage House designs only.
¹⁴ Solid door without glass, R-Value varies by glass type.
¹⁵ Available 2021
NOTE: Optional door locks and various heights and widths are available thru your local garage door dealer.





Amarr Classica Bordeaux design with Americana windows in True White



Our Philosophy. Since 1951, we have successfully raised the standards of quality, value, and dependability in the garage door industry. Today, with the same promise of individual attention and great value for all our customers, we remain committed to offering Amarr products and services that raise those standards even higher.

Visit amarr.com for additional products, such as Amarr by Design custom wood carriage house doors, specialty doors, garage flooring, accessories, and a full line of Amarr commercial sectional, rolling slat, and rolling steel doors.

Your Local Amarr Dealer:

Amarr Company
165 Carriage Court
Winston-Salem, NC 27105
800.503.DOOR
www.amarr.com



Amarr, Classica and Heritage as words and logos are trademarks owned by Amarr Company.

Door specifications and technical data subject to change without notice.

Sectional door products from Amarr Company may be the subject of one or more U.S. and/or foreign, issued and/or pending, design and/or utility patents.

©ASSA ABLOY
Printed in USA Form #6451220/30M/GVS